

SATURN FAST 1200


The Saturn's high-level mechanical specification makes it fast, strong, safe and reliable. Housed in a solid die-cast aluminium body with high quality mechanical limit switches.

- 320 MM/SEC GATE SPEED
- 75 % DUTY CYCLE
- 1200 MAXIMUM GATE WEIGHT

OIL BATH LUBRICATION



ACCEPTS ESUN Q TO ADD BATTERY BACK UP OR SOLAR




MANUAL RELEASE WITH MICROSWITCH STOP



Saturn can be used on solar applications or add battery backup on request.

1200KG

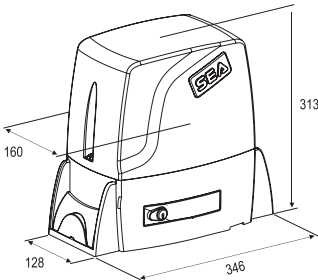
CONTROLLER



DIGITAL PROGRAMMING

SATURN FAST 1200 is supplied with with built in USER-1 control panel.

Details on page 26



ORDER CODE	SATURN1200	MAX. GATE WEIGHT	1200 KG
POWER SUPPLY	SINGLE PHASE	PINION SIZE	Z16
MOTOR VOLTAGE	24 V (DC)	PINION HEIGHT	95 MM
GATE SPEED	TO 320 MM/SEC (19 M/MIN)	LIMIT SWITCH	MECHANICAL
MOTOR POWER	100 W	PROTECTION DEGREE	IP55
MAX. CYCLES PER HOUR	90*	DIMENSIONS (H-W-L)	313, 160, 346
DUTY CYCLE	75 %*	WORKING TEMP.	-20 ° /+55 ° C

*Maximum duty cycle based on the first working hour in a testing environment.

