
















SERIES FEATURES

-  Intensive use
-  Network interface
-  Motors powered by 24V
-  Magnetic encoder control
-  Opening and closing deceleration system
-  Master - Slave setting
-  Built-in programmer
-  Self-learning
-  Multi-decoding
-  Built-in radio receiver card
-  Bluetooth compatible

PRODUCT FEATURES

-  Maximum gate weight 600kg
-  Residential housing

Characteristics SLX624 SERIES

Self-programming automation for residential sliding gates up to 600kg

A "complete machine" which contains all the electronic and mechanical components required to manage gate positioning and the safety functions of the installation. The system of programming has been simplified by the addition of a sequential menu, shown (in six different languages) on an LCD and activated by three buttons housed in the protective covering.

SLX624 is fitted with a powerful direct current motor backed up by a finely tuned double gear kinematic system which reduces the stress on the motor and structure caused by the movement of gates.

Self-locking electromechanical automation system with a low voltage motor for residential sliding gates with a maximum weight of 600kg. The easily installed motors can be fitted either to the left or to the right of the passageway and can be applied to both new and already existing installations.

The use of low voltage motors increase the performance, guarantee high efficiency, long life and silent running.

The integrated programmer allows encoder-controlled gate positioning and self-programming thus reducing installation times to a minimum and optimising the programming procedure. Repositioning takes place automatically whenever foreign objects get in the way of the gate as it is moving. The electronic control unit is completed by the anti-crush and "soft start" and "soft stop" functions.

Compatible with the INTPRG-3G/WF system that allows the system parameters to be controlled and programmed remotely.

Multi-decoding

The product range is factory fitted with a multi-decoding remote control module (system S449 - S486 - S504 - S508). By default the devices are supplied with a 433MHz RF module and the S504 / S508 series memory module inserted. To control the device with S449 transmitters, insert the ZGB24LC16-I / P memory module (supplied with the device) and consult the relevant section. For the S508 / S486 series purchase and insert the 868Mhz RF module.

Product features SLX624

Electromechanical unit with a 24V motor

The automation is made up of a self-locking gear motor controlled by magnetic encoder with an in-built:

433MHz FM receiver.

The electronic programmer is factory fitted with a graphic lcd display (16 digits x 2 lines) in six different languages that monitors the programming stages, counts and displays the number of manoeuvres carried out by the machine and allows you to rapidly set the system parameters including: the sequential button mode, automatic reclosing, warning lamp pre-flashing, flashing warning lamp activation, indicator light and photoelectric cell function setting and transmitter code management etc.

The appliance is fitted with a safe and secure key-operated manual release system protected by a plastic access door.

Max. drag speed 15 m/min.



> ULTIMATE CARDIN App

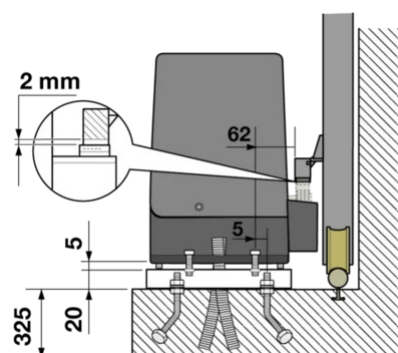
GENERAL CHARACTERISTICS

Single phase mains power supply 50/60Hz	Vac	230
Power input	W	170
Nominal electrical input	A	0.75
Motor power supply	Vac	30
Maximum motor power yield	W	60
Nominal electrical input motor	A	2
Duty cycle	%	70
Drag speed	m/min	15
Torque max.	Nm	20
Optional NiMH batteries and battery charger.	typ	NiMH
Operating temperature range	°C	-20...+55
Protection grade	IP	44
Insulation class	Cls	II

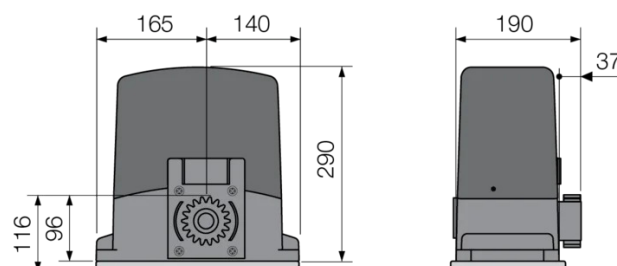
CONNECTIVITY

Optional receiver module	Mod-RF-868MHz
Optional Bluetooth interface module	MODBT
Optional serial module	MODCA

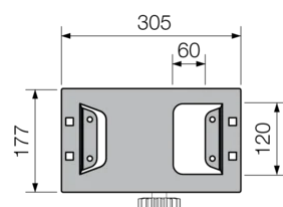
POSITIONING THE UNIT



OVERALL DIMENSIONS



FASTENING BASE



> ULTIMATE CARDIN App